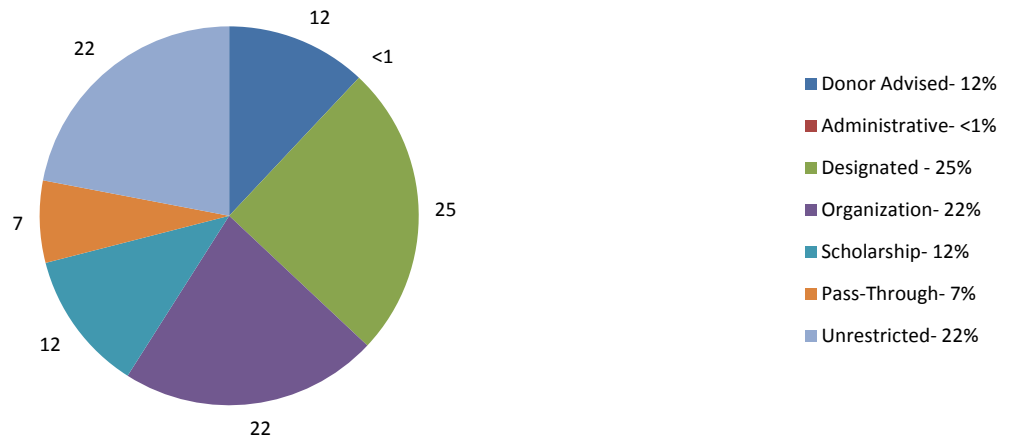


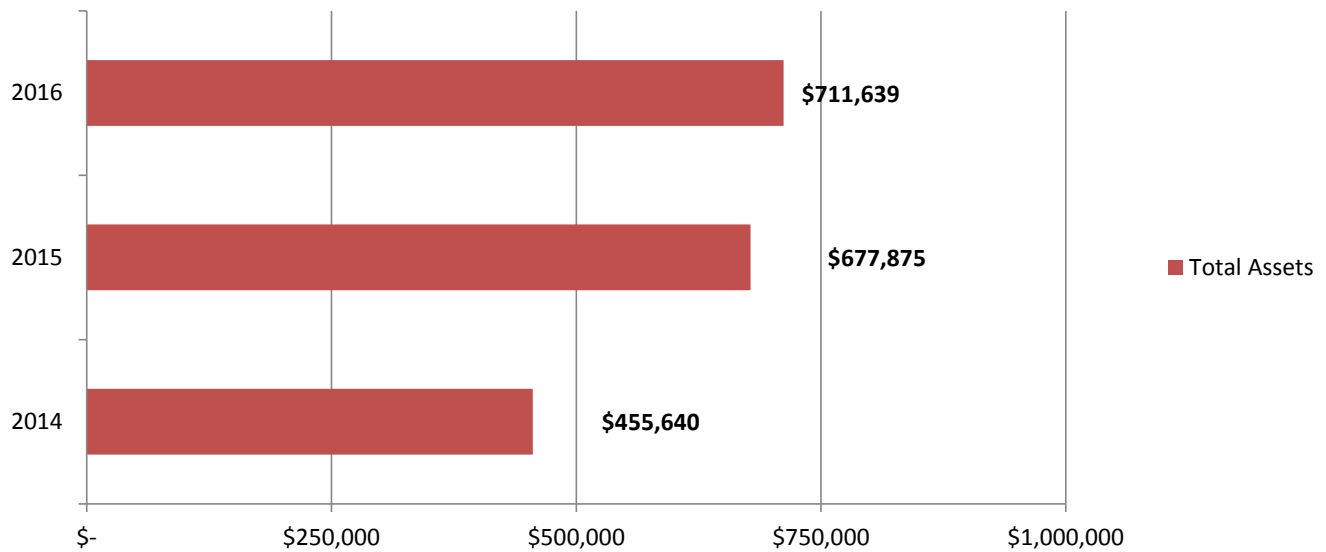
SOLOMON VALLEY COMMUNITY FOUNDATION

Quarterly Dashboard Statement 12-31-15

SVCF Percent of Assets by Type



Total Assets as of 12/31/2015: \$711,639



Welcome New Funds!

(Funds established October 1, 2015- December 31, 2015)

No new funds this quarter.

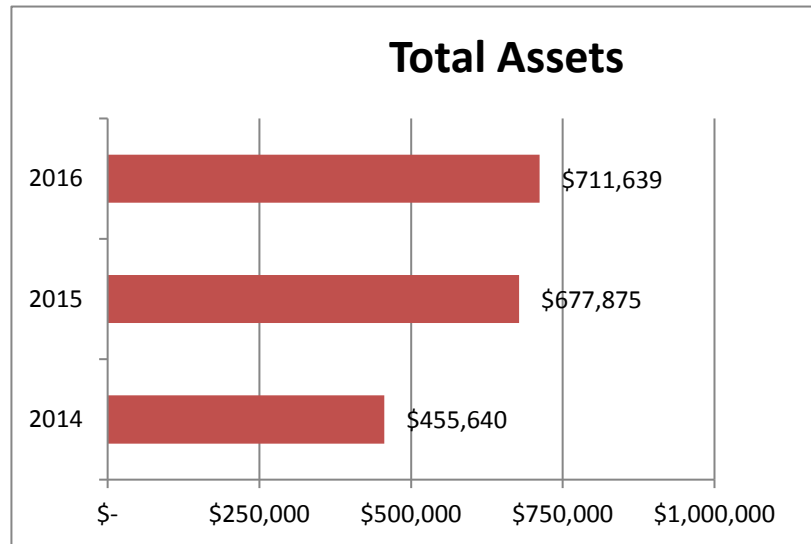
GSCF Investment Portfolio

4th Quarter 2015	2.97%
Trailing 1 Year	-1.17%
Trailing 3 Years	28.04% Absolute 8.59% Annualized
Trailing 5 Years	45.04% Absolute 7.72% Annualized

SOLOMON VALLEY COMMUNITY FOUNDATION



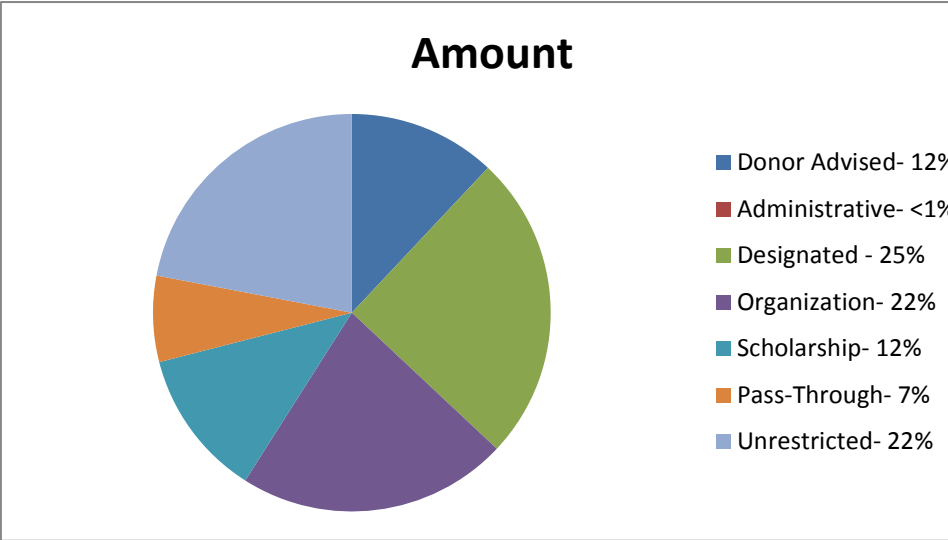
Fiscal Year	Total Assets
2014	\$ 455,640.00
2015	\$ 677,875.00
2016	\$ 711,639.00





■ Total Assets

Fund Type	Amount	New percentage	Percentage
Donor Advised- 12%	\$ 82,923.22	0.1165	12
Administrative- <1%	\$ 307.25	0.0004	<1
Designated - 25%	\$ 177,006.94	0.2487	25
Organization- 22%	\$ 160,898.94	0.2261	22
Scholarship- 12%	\$ 82,846.49	0.1164	12
Pass-Through- 7%	\$ 50,735.51	0.0713	7
Unrestricted- 22%	\$ 156,921.61	0.2205	22
Total	\$ 711,639.96	1.0000	100



6
6